





# CLEARWATER COUNTY

## Summary Financial Statement For the year ended December 31, 2024

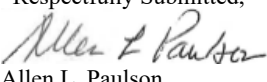
### TO THE BOARD OF COUNTY COMMISSIONERS

I hereby submit to you a full and accurate statement of revenues and expenditures for the year ended December 31, 2024 together with the accurate statement of financing liabilities and the assets to discharge the same.

This statement has been prepared in accordance with generally accepted accounting principles, and in the prescribed format as recommended by the State Auditor of the State of Minnesota.

The notes to the financial statement as presented herein are an integral part of the statement and are intended to help explain the statement and the funds herein.

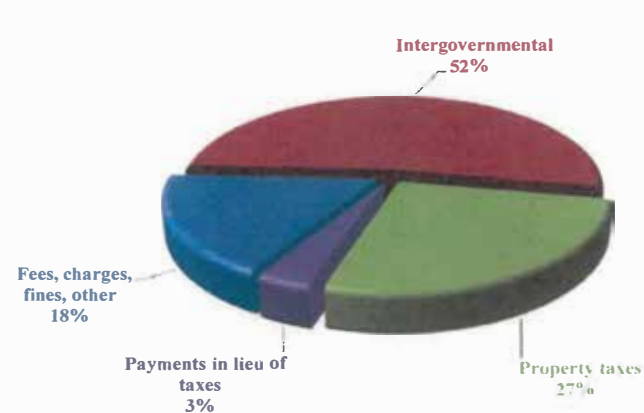
I thank the members of the County Board for their interest and support in planning and conducting the financial operation of the County. I also express my appreciation to the audit firm of Hoffman, Phillip & Martell, PLLC who assisted in the preparation of the financial statement and also express my appreciation to Niki Broten, Chief Deputy Auditor-Treasurer; Staci Reed, Highway Department Accountant and Jamie Halverson, Human Services Fiscal Supervisor for their efforts in compiling this financial report.

Respectfully Submitted,  
  
Allen L. Paulson  
Clearwater County Auditor-Treasurer

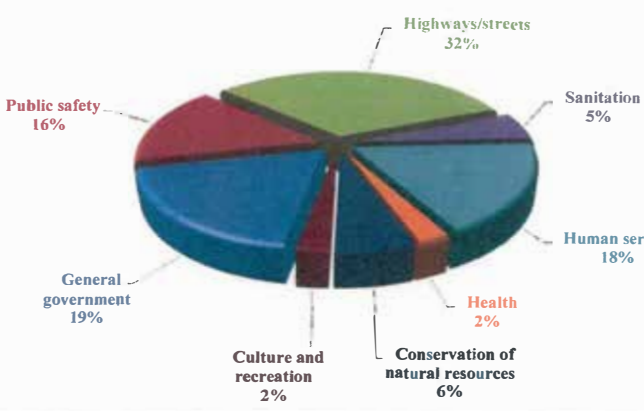
### A PROFILE OF CLEARWATER COUNTY

Key Indicators	Total 2024	Total 2023	Percent Increase (Decrease)
Estimated population	8644	8644	.0000000
Total Market Value			
Of All Taxable Property	\$2,022,192,600	\$1,650,795,000	.2249811
Percent of Property Taxes Collected	100.3%	99.77%	.0053122
Total Revenues (All Governmental Funds)	\$18,166,917	\$21,228,522	(.1685264)
Total Current Expenditures (All Governmental Funds)	\$18,979,915	\$23,133,748	(.2188541)
Total Number of Full Time Employees	98	96	(.0208333)

### Where it comes from . . .



### Where it goes . . .



### SUMMARY OF CLEARWATER COUNTY'S STATEMENT OF NET POSITION December 31, 2024

<u>Assets</u>	
Cash and pooled investments	\$ 18,331,352
Investments	1,122,492
Taxes receivable - prior	108,911
Special assessments receivable - prior	46,371
Accounts receivable	29,347
Accrued interest receivable	16,873
Contracts receivable	443,158
Due from other governments	3,491,407
Inventories	509,176
Special assessments - noncurrent	25,570
Capital assets	
Non-depreciable	1,432,667
Depreciable - net of accumulated depreciation	57,916,339
<b>Total Assets</b>	<b>\$ 83,473,663</b>
<u>Deferred Outflows of Resources</u>	
Related to pensions	\$ 1,627,925
Related to other post-employment benefits	12,635
<b>Total Deferred Outflows of Resources</b>	<b>\$ 1,640,560</b>
<u>Liabilities</u>	
<b>Current</b>	
Accounts payable	\$ 364,597
Salaries payable	133,368
Contracts payable	10,290
Due to other governments	204,648
<b>Long-term liabilities</b>	
Due within one year	449,710
Due in more than one year	683,616
Net Pension Liability	2,811,510
Other Post Employment Benefits	90,802
<b>Total Liabilities</b>	<b>\$ 4,748,541</b>
<u>Deferred Inflows of Resources</u>	
Related to pensions	\$ 3,722,663
Related to other post-employment benefits	11,299
<b>Total Deferred Inflows of Resources</b>	<b>\$ 3,733,962</b>
<u>Net Position</u>	
Net investment in capital assets	\$ 59,221,084
Amounts restricted for	
General government	358,225
Public safety	961,872
Highways and streets	2,311,285
Conservation of natural resources	2,098,632
Unrestricted amounts	11,680,622
<b>Total Net Position</b>	<b>\$ 76,631,720</b>

### SUMMARY OF FIDUCIARY NET POSITION FIDUCIARY FUNDS December 31, 2024

	Social Welfare Private-Purpose Trust Fund	Custodial Funds
<b>Assets</b>		
Cash and pooled investments		
Due from other governments		
<b>Total Assets</b>	<b>\$ 19,909</b>	<b>\$ 397,091</b>
		230,504
<b>Liabilities</b>		
Accounts payable		
Due to other governments		
	<b>\$ -</b>	<b>\$ 193,335</b>
		131,326

The forgoing statement as presented by the Clearwater County Auditor-Treasurer, is hereby approved by the Board of County Commissioners on the 16th day of December, 2025, and is hereby respectfully submitted to the taxpayers of Clearwater County.

Stuart Dukek, Chairperson Mark Larson, Bryan Ramsrud, Bruce Emmel, Mark Titera

### CLEARWATER COUNTY BAGLEY,MINNESOTA ORGANIZATION SCHEDULE DECEMBER 31, 2024

Office	Name	Term Expires
<b>Commissioners</b>		
1 <sup>st</sup> District	Mark Titera	January 2027
2 <sup>nd</sup> District	Dean Newland, Chair	January 2025
3 <sup>rd</sup> District	Stuart Dukek	January 2027
4 <sup>th</sup> District	John Nelson	January 2025
5 <sup>th</sup> District	Mark Larson	January 2027
<b>Officers</b>		
Elected:		
Attorney	Kathryn Lorsbach	January 2027
Sheriff	Darin Halvorson	January 2027
Auditor-Treasurer	Allen L. Paulson	January 2027
Recorder	Rodney Knutson	January 2027
Appointed:		
Assessor	Patty Flaaa	Indefinite
Highway Engineer	Dan Sauve	Indefinite
Land Commissioner	Bruce Cox	Indefinite
Veterans Service Officer	Logan LeClair	Indefinite
Environmental Services	Daniel Hecht	Indefinite
Human Services Board:		
Member	Marilyn Shamp	July 2026
Chair	Julie Sundquist	July 2025
Member	John Nelson	December 2024
Member	Dean Newland	December 2024
Member	Mark Larson	December 2026
Member	Mark Titera	December 2026
Member	Stuart Dukek	December 2026
Director	Jamie Halverson	Indefinite

### A SUMMARY OF GOVERNMENTAL FUNDS REVENUES AND EXPENDITURES FOR THE YEAR ENDED DECEMBER 31, 2024

	General	Road and Bridge	Human Services	Land Management	Nursing Service	Other Governmental Funds	Total Governmental Funds
<b>Revenues</b>							
Taxes	\$ 2,855,863	\$ 887,226	\$ 1,334,306	\$ -	\$ -	\$ 343,684	\$ 5,421,079
Special assessments	-	-	-	-	-	518,993	518,993
Licenses and permits	19,155	-	-	130	-	238	19,523
Intergovernmental	2,353,382	3,750,926	2,222,758	84,259	161,140	175,474	8,747,939
Charges for services	536,674	337,328	199,579	5,436	523,282	33,631	1,635,930
Fines and forfeitures	1,970	-	-	-	-	-	1,970
Investment earnings	721,653	-	-	-	-	-	721,653
Land and timber sales	-	-	-	514,030	-	-	514,030
Miscellaneous	317,490	54,946	176,096	16,970	8,097	12,201	585,800
<b>Total Revenues</b>	<b>\$ 6,806,187</b>	<b>\$ 5,030,426</b>	<b>\$ 3,932,739</b>	<b>\$ 620,825</b>	<b>\$ 692,519</b>	<b>\$ 1,084,221</b>	<b>\$ 18,166,917</b>
<b>Expenditures</b>							
<b>Current</b>							
General government	\$ 3,727,639	\$ -	\$ -	\$ -	\$ -	\$ -	\$ 3,727,639
Public safety	2,728,379	-	-	-	-	-	2,728,379
Highways and streets	-	4,373,097	-	-	-	-	4,373,097
Sanitation	-	-	-	-	-	1,045,721	1,045,721
Human services	-	-	3,596,942	-	-	-	3,596,942
Health	25,052	-	-	-	502,228	-	527,280
Culture and recreation	477,518	-	-	-	-	-	477,518
Conservation of natural resources	721,579	-	-	492,429	-	500	1,214,508
Economic development	2,400	-	-	-	-	-	2,400
<b>Total Current</b>	<b>\$ 7,682,567</b>	<b>\$ 4,373,097</b>	<b>\$ 3,596,942</b>	<b>\$ 492,429</b>	<b>\$ 502,228</b>	<b>\$ 1,046,221</b>	<b>\$ 17,693,484</b>
<b>Capital outlay</b>							
General government	\$ 80,920	\$ -	\$ -	\$ -	\$ -	\$ -	\$ 80,920
Public safety	301,961	-	-	-	-	-	301,961
Highways and streets	-	398,043	-	-	-	-	398,043
Human services	-	-	379,035	-	-	-	379,035
Conservation of natural resources	-	-	-	42,163	-	-	42,163
Sanitation	-	-	-	-	-	84,309	84,309
<b>Total Capital Outlay</b>	<b>\$ 382,881</b>	<b>\$ 398,043</b>	<b>\$ 379,035</b>	<b>\$ 42,163</b>	<b>\$ -</b>	<b>\$ 84,309</b>	<b>\$ 1,286,431</b>
<b>Total Expenditures</b>	<b>\$ 8,065,448</b>	<b>\$ 4,771,140</b>	<b>\$ 3,975,977</b>	<b>\$ 534,592</b>	<b>\$ 502,228</b>	<b>\$ 1,130,530</b>	<b>\$ 18,979,915</b>
<b>Excess of Revenues Over (Under) Expenditures</b>	<b>\$ (1,259,261)</b>	<b>\$ 259,286</b>	<b>\$ (43,238)</b>	<b>\$ 86,233</b>	<b>\$ 190,291</b>	<b>\$ (46,309)</b>	<b>\$ (812,998)</b>
<b>Other Financing Sources (Uses)</b>							
Transfers in	\$ 165,176	\$ -	\$ -	\$ -	\$ -	\$ -	\$ 165,176
Transfers out	-	-	-	(65,176)	(100,000)	-	(165,176)
<b>Total Other Financing Sources (Uses)</b>	<b>\$ 165,176</b>	<b>\$ -</b>	<b>\$ -</b>	<b>\$ (65,176)</b>	<b>\$ (100,000)</b>	<b>\$ -</b>	<b>\$ -</b>
<b>Net Change in Fund Balance</b>	<b>\$ (1,094,085)</b>	<b>\$ 259,286</b>	<b>\$ (43,238)</b>	<b>\$ 21,057</b>	<b>\$ 90,291</b>	<b>\$ (46,309)</b>	<b>\$ (812,998)</b>
<b>Fund Balance - January 1</b>	<b>7,633,072</b>	<b>4,956,335</b>	<b>4,671,493</b>	<b>1,317,617</b>	<b>107,693</b>	<b>1,845,508</b>	<b>20,531,718</b>
<b>Increase (decrease) in inventories</b>	<b>-</b>	<b>60,392</b>	<b>-</b>	<b>-</b>	<b>-</b>	<b>-</b>	<b>60,392</b>
<b>Fund Balance - December 31</b>	<b>\$ 6,538,987</b>	<b>\$ 5,276,013</b>	<b>\$ 4,628,255</b>	<b>\$ 1,338,674</b>	<b>\$ 197,984</b>	<b>\$ 1,799,199</b>	<b>\$ 19,779,112</b>

### SUMMARY OF CLEARWATER COUNTY'S STATEMENT OF ACTIVITIES FOR THE YEAR ENDED DECEMBER 31, 2024

	Program Revenues				Net (Expense) Revenue and Changes in Net Position
	Expenses	Fees, Charges, Fines and Other	Operating Grants and Contributions	Capital Grants and Contributions	
<b>Functions/Programs</b>					
<b>Governmental activities</b>					
General government	\$ 3,762,641	\$ 293,675	\$ 143,667	\$ -	\$ (3,325,299)
Public safety	3,136,298	205,544	429,395	-	(2,501,359)
Highways and streets	6,463,022	392,274	2,340,201	3,206,113	(524,434)
Sanitation	1,086,029	46,032	566,496	-	(473,501)
Human services	3,594,710	497,605	1,887,671	-	(1,209,434)
Health	488,110	531,379	161,140	-	204,409
Culture and recreation	483,571	249,449	141,200	-	(92,922)
Conservation of natural resources	1,208,285	562,516	107,503	51,668	(486,598)
Economic development	2,400	-	-	-	(2,400)
<b>Total governmental activities</b>	<b>\$ 20,225,066</b>	<b>\$ 2,778,474</b>	<b>\$ 5,777,273</b>	<b>\$ 3,257,781</b>	<b>\$ (8,411,538)</b>
<b>General revenues</b>					
Taxes					\$ 5,431,038
Payments in lieu of taxes					716,426
Grants and contributions not restricted to specific programs					1,572,474
Investment earnings					721,653
Miscellaneous					90,535
<b>Total general revenues</b>					<b>\$ 8,532,126</b>
<b>Change in net position</b>					<b>\$ 120,588</b>
<b>Net position - January 1</b>					<b>76,511,132</b>
<b>Net position - December 31</b>					<b>\$ 76,631,720</b>